

# 6-8 Technology



## Guiding Our Students to Success Using Technology for Testing Readiness

Marshall County Technology Integration Newsletter

Issue 2 January—June 2015

MiiQuest 

**Miiquest.com** (TechSteps )

Formerly known as: EDUCATEWV.ME

Marshall County Technology Integration Specialists' (Jennifer Lipinski and Susie Kelch) main focus is to better prepare teachers and students for the **State Assessment** in grades 3-8 . We will continue with Co-Teaching the second Targeted TechSteps Project that is performance based with critical thinking skills with Teachers in grades 3-8. One of us will be visiting your school to Co-Teach the technology piece of the project. School Principals will be notified of the dates of our visit.

**Grade 6-TechSteps Project (2):** Hold A Bake Sale  
completion date: end of April

**Grade 7-TechSteps Project (2):** Compare Phone Plans  
completion date: end of April

**Grade 8-TechSteps Project (2):** Transformation Times Two  
completion date: end of April

**Teachers will receive a Lesson Plan for both projects with a timeline for completion.**



**If you need assistance with Integrating Technology in Your Classroom, contact us:**

Jennifer Lipinski—[jlipinsk@k12.wv.us](mailto:jlipinsk@k12.wv.us)

Susie Kelch—[skelch@k12.wv.us](mailto:skelch@k12.wv.us)

**Technology Assistance**

<http://www.edline.net/pages/MarshallCounty>

# Why Do I need to Teach my Students About Internet Safety?

Since 1998 schools across the country have been given access to federal funds to help reduce the cost of Internet Services. In the year 2000 Congress enacted the Children's Internet Protection Act (CIPA) that requires all schools and libraries that receive E-Rate funding to follow these guidelines:

- Monitor online activities of minors
- Educate minors about appropriate online behaviors including cyber bullying
- Have an Acceptable Use Policy (AUP) in place
- Have measures in place restricting minor's access to harmful materials

West Virginia receives E-Rate funding for all of its schools, so as a result we must certify that we are meeting the CIPA criteria.

- ◆ All students who use computers and internet at school must have a signed Acceptable Use Policy (AUP) on file at the school they attend
  - ◆ All students need to be monitored when using computers and the internet at school
  - ◆ WVDE and our county filters harmful materials
  - ◆ All students will be educated about appropriate online behavior including cyber bullying
- Educators can find the state approved Digital Literacy (Cyber Safety) lessons for your grade level at **Common Sense Media WV** (<https://www.common sense media.org/educators/WVerate>). Documentation will be completed in WVEIS.

## Lessons for Grades 6-8



### Safe Online Talk

Students consider scenarios in which they might feel uncomfortable or encounter inappropriate talk or behavior online. They learn to recognize online predators and rules for online safety.

[download lesson](#) | [view lesson online](#)



### Scams and Schemes

Students learn strategies for guarding against identity theft and scams that try to access their private information online.

[download lesson](#) | [view lesson online](#)



### Cyberbullying: Crossing the Line

Students learn to distinguish good-natured teasing from cyberbullying.

[download lesson](#) | [view lesson online](#)



### Trillion Dollar Footprint

Students learn that they have a digital footprint and that this information can be searched; copied and passed on, but that they can take some control based on what they post online.

[download lesson](#) | [view lesson online](#)



### Which Me Should I Be?

Students learn that presenting themselves in different ways online carries both benefits and risks.

[download lesson](#) | [view lesson online](#)



### Cyberbullying: Be Upstanding

Students learn about the difference between being a passive bystander versus a brave upstander in cyberbullying situations.

[download lesson](#) | [view lesson online](#)

## 21st Century Learn Skills and Technology Tools

21C.O.5-8.2.TT3 **Student uses multiple technology tools for gathering information in order to solve problems, make informed decisions, and present and justify the solutions.**

21C.O.5-8.1.TT6 **Student uses advanced features and utilities of spreadsheet software, (e.g. functions, formulas, filters, sorts, creates graphs and charts), to perform calculations and to organize, analyze and report data.**

### Computer Activities

As with all internet activities (videos, search engines, etc.) please view the activity first prior to assigning it to students.

- **National Geographic Photo of the Day:** Helps students differentiate between observations, inferences, and predictions using “National Geographic Photo of the Day.” Students type/write 5 observations, 5 inferences, and 5 predictions from the photo displayed. (<http://photography.nationalgeographic.com/photography/photo-of-the-day/>)
- **Internet Search Activity:** On our TIS page on Edline we created a folder with integrating technology in the classroom. Feel free to use the attached link for the Internet Search Activity. [http://www.edline.net/pages/MarshallCounty/Technology/TIS/Integrating\\_Technology\\_Activity](http://www.edline.net/pages/MarshallCounty/Technology/TIS/Integrating_Technology_Activity)
- **Bibliography Assistance:** A list of websites that will help students and teachers with bibliography. <http://www.freetech4teachers.com/2014/04/5-tools-that-help-students-organize.html>
- **Symaloo For Internet Safety:** Videos to explain Cyber Safety. Pink represents Elementary Level, Green represents Middle School Level, and Orange represents High School Level. <http://www.symaloo.com/mix/cybersaftey>

### TECHNOLOGY WEBSITES

WV Info Depot <http://wvinfodepot.org/>

Username: west Password: virginia

Safe Search Kids <http://www.safesearchkids.com>

Sum Dog <http://www.sumdog.com/>

WVDE Learn21 <http://wvde.state.wv.us/learn21/>

Common Sense Media (Cyber Safety for WV)

<https://www.common sense media.org/educators/WVrate>

Office 365 Tutorials <http://wvde.state.wv.us/office365/>

MiiQuest (TechSteps Projects) <https://www.miiquest.com>


KWL Charts <http://wvde.state.wv.us/strategybank/KWLCharts.html>

Moby Max <http://www.mobymax.com>


Brain Pop <http://www.brainpop.com>

Discovery Education <http://www.discoveryeducation.com>





## BRAIN POP JR BRAIN POP



<http://www.brainpop.com/>

BrainPOP creates animated, curricular content that engages students, supports educators, and bolsters achievement. Our award-winning online educational resources include BrainPOP Jr. (K-3), BrainPOP. BrainPOP is also home to GameUp, an educational games portal for the classroom. Through "My BrainPOP," teachers and students can keep a record of learning accomplishments through quizzes, game play, and activities. The My BrainPOP suite of features includes access to the Mixer, which lets users tailor assessments to meet all students' needs, and Make-a-Map, our concept mapping tool. BrainPOP is also great fit for mobile learning and BYOD classrooms: our educational apps - available on all major platforms. All of our resources are supported by BrainPOP Educators, our hub for free professional development and teacher resources like lesson plans, webinars, video tutorials, graphic organizers, and best practices.



MobyMax

## MOBY MAX

<http://www.mobymax.com/>

Welcome to MobyMax!

MobyMax is for all students. Moby's adaptive curriculum creates a unique, individualized education plan for each student, allowing gifted students to progress as quickly as they like while simultaneously ensuring that remedial students get the extra instruction they need.

- MobyMax is the fastest growing curriculum in the United States. The simple reason for such widespread adoption is that teachers and students love rapid achievement.
- Students learn twice as fast!
- MobyMax automatically assigns lessons based on progress monitoring's reporting of missing skills.
- MobyMax's review and test preparation greatly enhances retention with a minimum amount of time spent.
- MobyMax provides district, school, teacher, class, and student reporting as well as progress reports for parents.
- MobyMax is accessible on computers, laptops, and android devices. A shortcut can be placed on iPads.



<http://www.discoveryeducation.com/>

Discovery Education offers a broad range of **free classroom resources** that complement and extend learning beyond the bell. Explore our [programs and contests](#), [interactive games](#), [puzzles](#), [lesson plans](#), videos and more.

### Grade K-5

Free resources in subject:

- › Science
- › English
- › Social Studies
- › Math

Resources such as:

- › Lesson Plans
- › Worksheets

Teacher Picks

- › New Teacher Survival Center
- › Kathy Schrock's Guide

### Grades 6-8

Free resources in subject:

- › Science
- › English
- › Social Studies
- › Math


Resources such as:

- › Lesson Plans
- › Learning Adventures

Teacher Picks

- › Science Fair Central

75 Ways to Say Good Job  
a QR Code enabled poster



Created by



Directions for use:

To use this with students, you will need a mobile device with a QR code app. Print the pages on cardstock for durability and hang them on a bulletin board. When you want to praise a student, choose a phrase from the teacher key and tell the student to scan that code on the poster using the hand-held device. Smart phones, iPods, and other media devices capable of running a QR code app will work great and the students will love this techie twist! You could also call out a number at random without looking at the teacher key, if you're daring. If you like this item, you should check out the links below for more QR code fun.

Please consider leaving me feedback at my store:

<http://www.teacherspayteachers.com/Store/TechedOutTeacher>



















You can also check out my facebook page

<http://www.facebook.com/thetechedoutteacher>

and/or my Blog

<http://www.technotchrtpt.blogspot.com>

to be the first to hear about updates, techie tips and new products.

|   |   |   |
|---|---|---|
| 1.     | 2.     | 3.     |
| 4.     | 5.     | 6.     |
| 7.     | 8.     | 9.     |
| 10.  | 11.  | 12.  |
| 13.  | 14.  | 15.  |
| 16.  | 17.  | 18.  |

19.



20.



21.



22.



23.



24.



25.



26.



27.



28.



29.



30.



31.



32.



33.



34.



35.



36.



37.



38.



39.



40.



41.



42.



43.



44.



45.



46.



47.



48.



49.



50.



51.



52.




















53.



54.





|   |   |   |
|---|---|---|
| 55.    | 56.    | 57.    |
| 58.    | 59.    | 60.    |
| 61.    | 62.    | 63.    |
| 64.  | 65.  | 66.  |
| 67.  | 68.  | 69.  |
| 70.  | 71.  | 72.  |

73.



74.



75.



1. You've got it made.
2. You're on the right track now!
3. You are very good at that.
4. I'm happy to see you working like that.
5. You're doing a good job.
6. That's the best you've ever done.
7. I knew you could do it.
8. Now you've figured it out.
9. Now you have it!
10. GREAT!
11. You make it look easy.
12. That's the right way to do it.
13. You're getting better every day.
14. SENSATIONAL!
15. That's the way to do it.
16. Best yet.
17. PERFECT!
18. TERRIFIC!
19. Much better!
20. You've just about mastered that!
21. OUTSTANDING!
22. You did that very well.
23. FANTASTIC!
24. You're really improving.
25. SUPERB!
26. Keep it up!
27. You've got that down pat!
28. TREMENDOUS!
29. Good thinking!
30. I'm very proud of you.
31. I think you've got it now.
32. You figured that out fast.
33. That's really nice.
34. CLEVER!
35. That's great!
36. Way to go.
37. Now you have the hang of it!
38. You've done a great job.
39. Congratulations, you got it right
41. That's GOOD!
42. GOOD WORK!
43. I'm proud of the way you worked today.
44. You're really working hard today.
45. You've just about got it.
46. THAT'S IT!
47. Congratulations! .
48. You are doing that much better today.
49. You're learning fast.
50. Good for you!
51. Couldn't have done it better myself.
52. You did it that time!
53. That's the way!
54. SUPER DUPER!
55. You haven't missed a thing.
56. Keep up the good work.
57. Nothing can stop you now!
58. EXCELLENT!
59. FINE!
60. Wonderful!
61. That's better than ever.
62. I appreciate your hard work.
63. Now that's what I call a fine job!
64. You must have been practicing!
65. You're doing beautifully.
66. Right on!
67. You're doing fine.
68. You are really learning a lot.
69. You outdid yourself today!
70. SPLENDID!
71. Good going!
72. MARVELOUS!
73. Good job.
74. Well, look at you go!
75. DYNAMITE!